

## Supporting Information

***Org. Commun.* 9:4 (2016) 94-101**

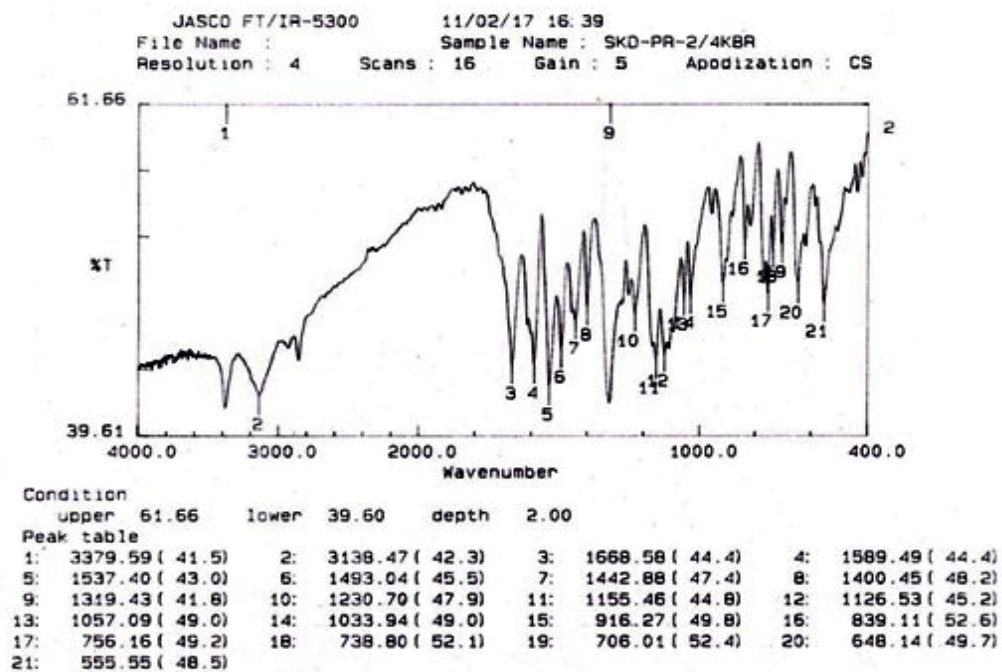
### **Synthesis, spectral characterization and biological activity of *N*-4-(*N*-2-(trifluoromethylphenyl))sulfamoyl amide derivatives**

**Mavallur Varalakshmi<sup>1\*</sup> and Chamarthi Nagaraju<sup>2</sup>**

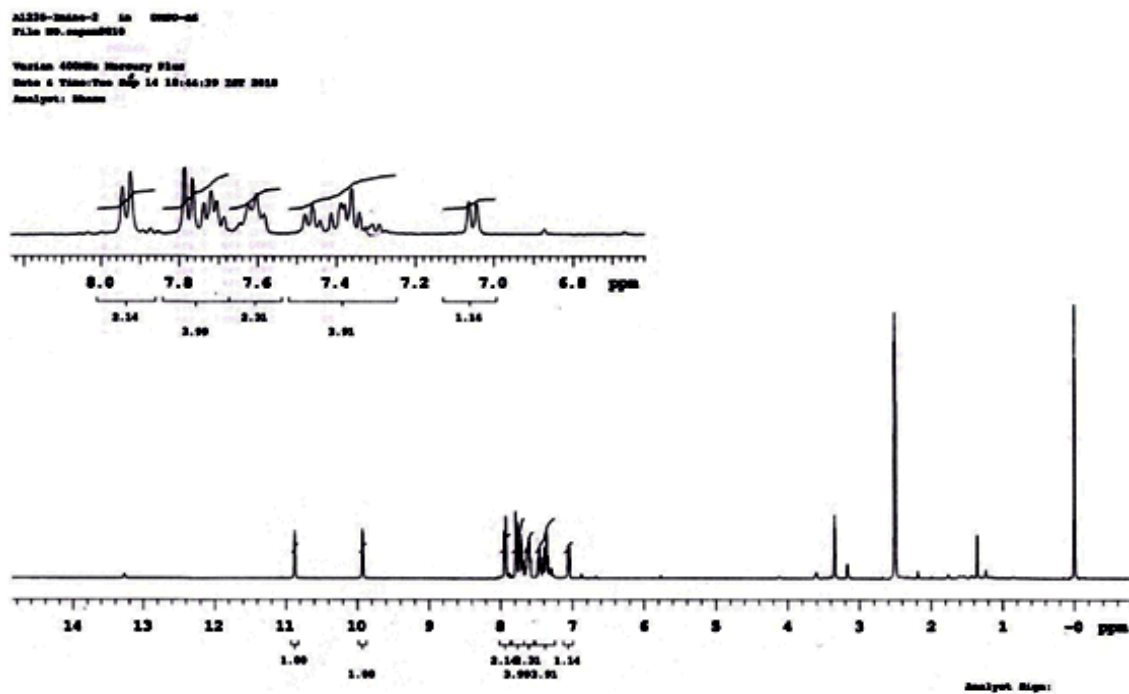
<sup>1</sup> *Sri Venkateswara College of Engineering and Technology, Chittoor-517127,  
Andhra Pradesh, India.*

<sup>2</sup> *Department of Chemistry, Sri Venkateswara University, Tirupati-517001,  
Andhra Pradesh, India.*

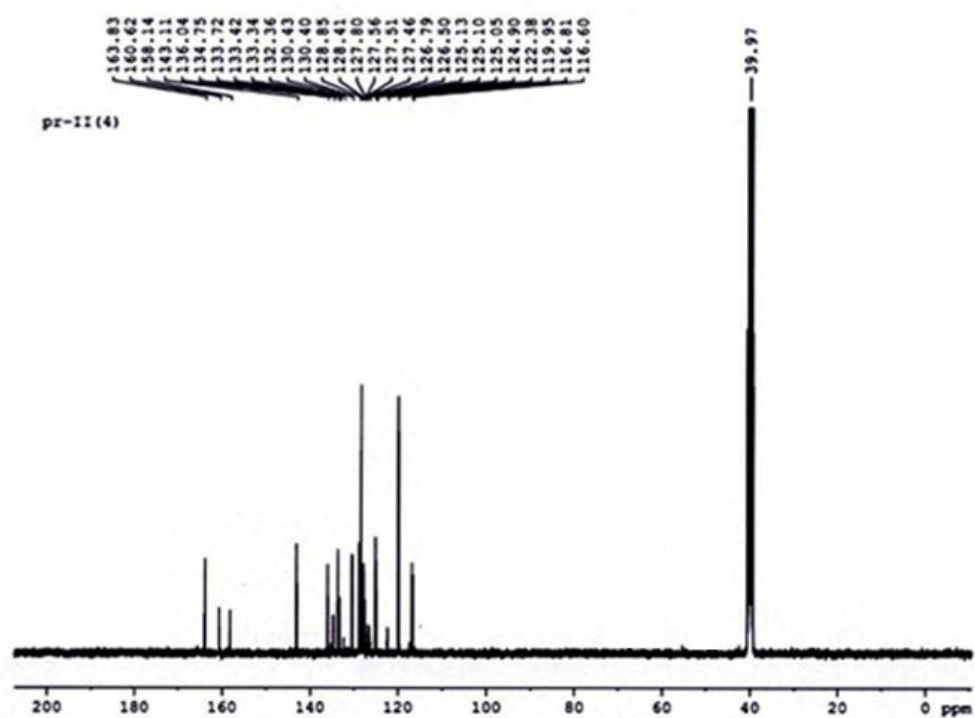
<b>S. No</b>	<b>Table of Contents</b>	<b>Page No.</b>
1	Spectral data of compound ( <b>6d</b> )	2-6
2	IR spectrum of compound ( <b>6d</b> )	2
3	<sup>1</sup> HNMR spectrum of compound ( <b>6d</b> )	3
4	<sup>13</sup> CNMR spectrum of compound ( <b>6d</b> )	4
5	Mass spectrum of compound ( <b>6d</b> )	5
6	CHN analysis of compound ( <b>6d</b> )	6



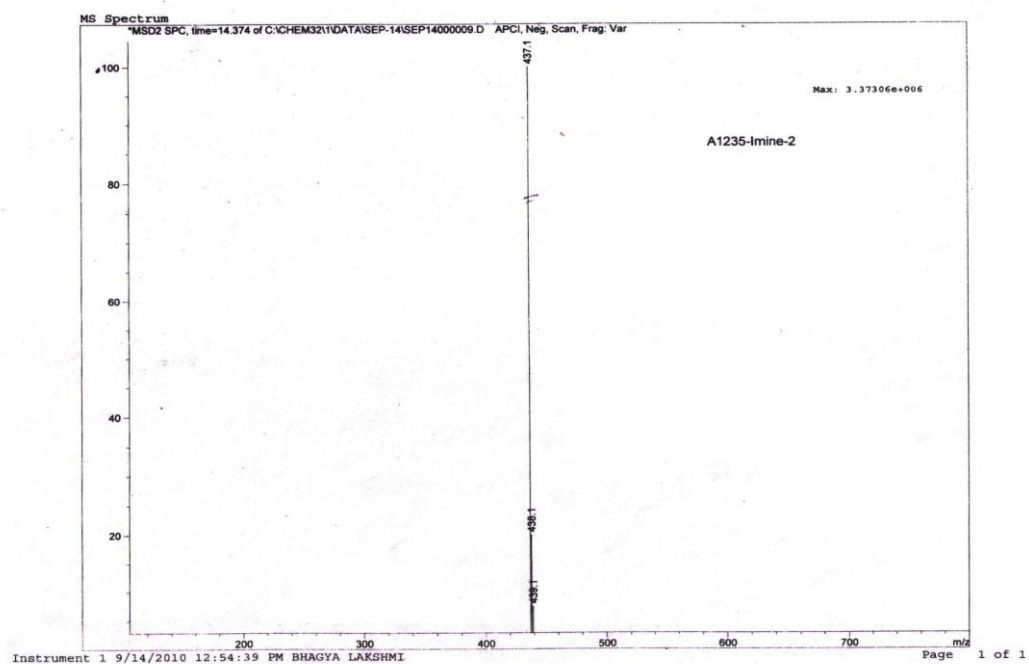
IR spectrum of 2-fluoro-*N*-(4-(*N*-(2-(trifluoromethyl)phenyl)sulfamoyl)phenyl)benzamide (6d).



<sup>1</sup>H NMR spectrum of 2-fluoro-*N*-(4-(*N*-(2-(trifluoromethyl) phenyl) sulfamoyl) phenyl) benzamide (**6d**).



$^{13}\text{C}$  NMR spectrum of 2-fluoro-*N*-(4-(*N*-(2-(trifluoromethyl) phenyl) sulfamoyl) phenyl) benzamide (**6d**).

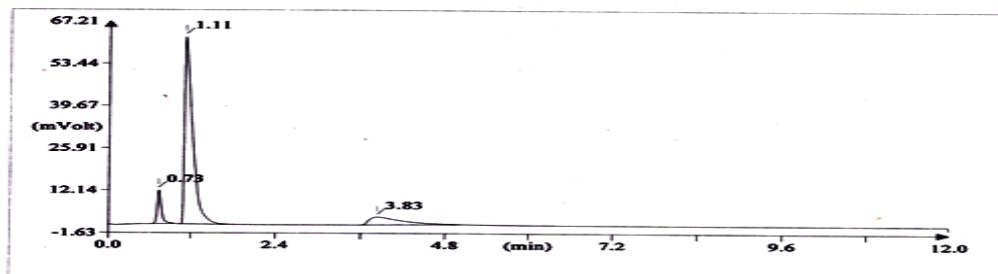


Mass spectrum of 2-fluoro-*N*-(4-(*N*-(2-(trifluoromethyl) phenyl) sulfamoyl) phenyl) benzamide (**6d**).

**FLASH EA 1112 SERIES CHN REPORT**  
**SCHOOL OF CHEMISTRY**  
**UNIVERSITY OF HYDERABAD**

Method filename:  
 Sample ID:  
 Analysis type:  
 Chromatogram filename:  
 Sample weight:

E:\Program Files\Thermo Finnigan\Eager 300 for EA1112\DATA\Sys\_data\_ex  
 PR-II-4 (# 88)  
 Unknown  
 UNK-28042011-8.dat  
 1.291



Element Name	Element %	Ret. Time
Nitrogen	6.26	0.73
Carbon	54.68	1.11
Hydrogen	3.27	3.83

COB

CHN analysis of 2-fluoro-*N*-(4-(*N*-(2-(trifluoromethyl) phenyl) sulfamoyl) phenyl) benzamide (**6d**).