

Supporting Information

Org. Commun. 11:2 (2018) 75-79

Towards 3-(2-adamantylidene)diamantane derivatives through the McMurry cross coupling reaction

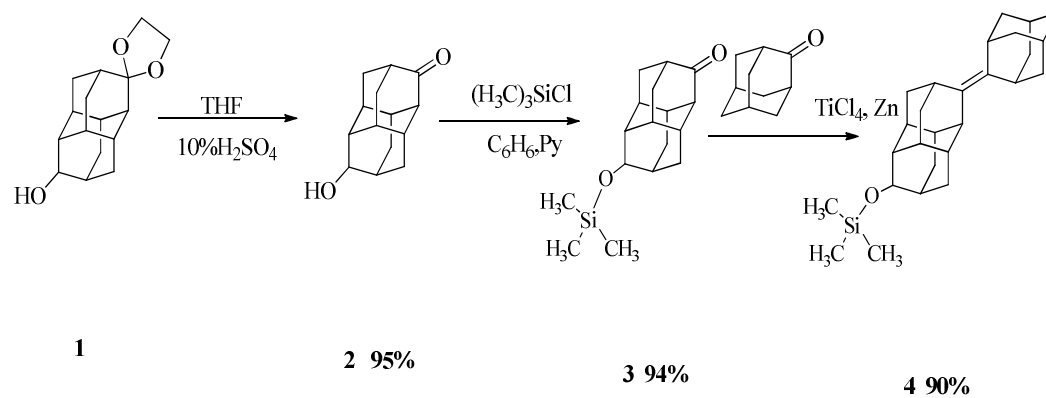
Ngo Trung Hoc^{1,2}, Vladimir N. Rodionov,¹ and Andrey A. Fokin¹

¹ Igor Sikorsky Kiev Polytechnic Institute, pr. Pobedy 37, Kiev, 03056 Ukraine;

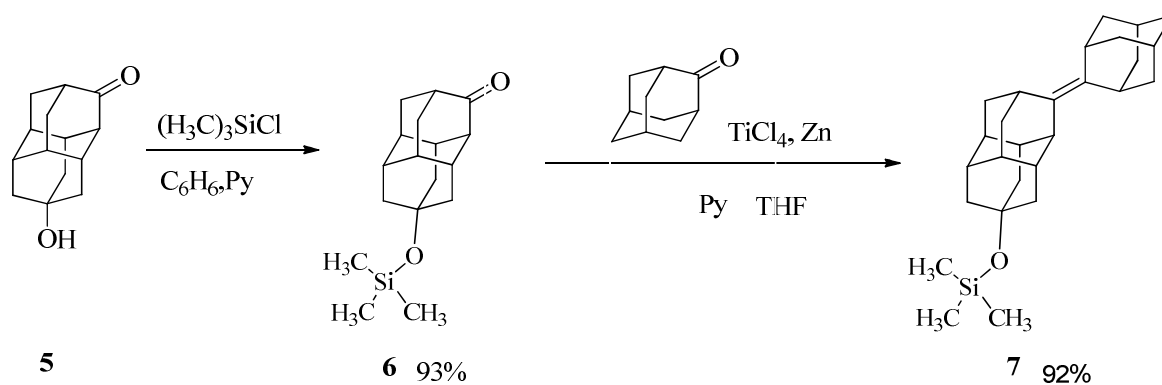
²The Viet Nam University of Firefighting and Prevention, 243 Khuat duy tien, Hanoi 10000, Vietnam

Table of content	Page
Scheme 1. Synthesis of 10-Trimethylsiloxane - 3-(2-Adamantylidene) diamantine (4)	2
Scheme 2. Synthesis of 9-Trimethylsiloxane - 3-(2-Adamantylidene) diamantine (7)	2
References	3
Figure S1. ¹ H NMR , ¹³ C NMR spectrum of compound <i>Ethylene ketal of 9-hydroxydiamantan-3-one</i> (1)	5
Figure S2. ¹ H NMR , ¹³ C NMR spectrum of compound <i>10-Hydroxydiamantan-3-one</i> (2)	6
Figure S3. ¹ H NMR , ¹³ C NMR spectrum of compound <i>10-Trimethylsiloxanediadamantan-3-one</i> (3)	7
Figure S4. ¹ H NMR , ¹³ C NMR spectrum of compound <i>10-Trimethylsiloxane - 3-(2-adamantylidene)diamantane</i> (4)	8
Figure S5. ¹ H NMR , ¹³ C NMR spectrum of compound <i>9-Trimethylsiloxane-3-diamantanone</i> (6)	9
Figure S6. ¹ H NMR , ¹³ C NMR spectrum of compound <i>9-Trimethylsiloxane - 3-(2-adamantylidene) diamantane</i> (7)	10

General Procedure for synthesis coupling :



Scheme 1. Synthesis of 10-Trimethylsiloxane - 3-(2-Adamantylidene) diamantine (**4**)

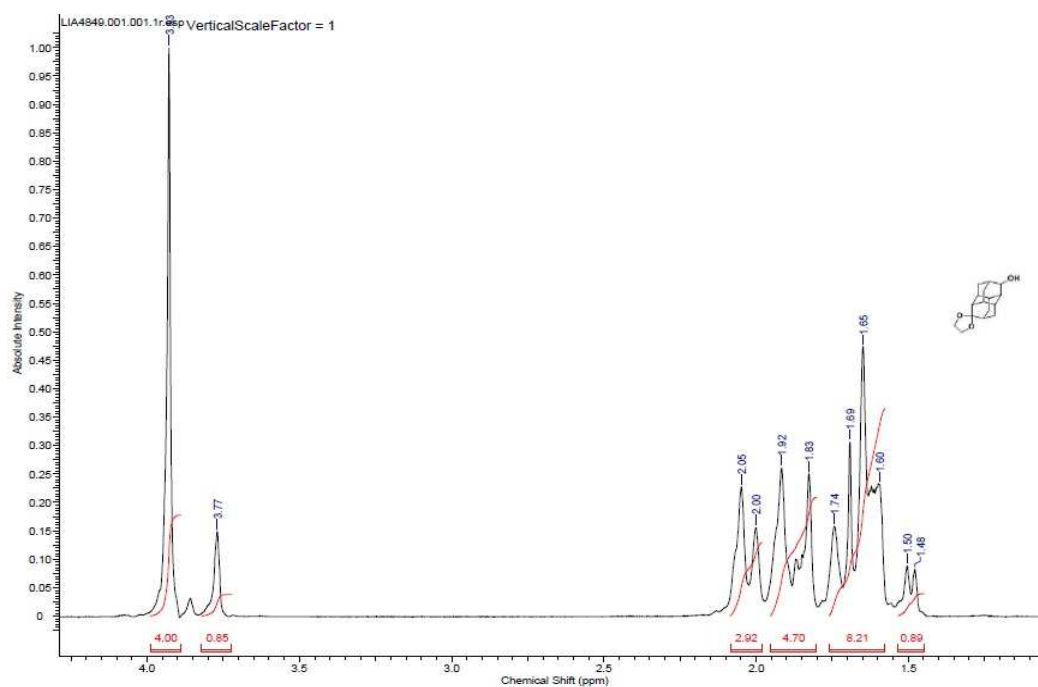


Scheme 2. Synthesis of 9-Trimethylsiloxane - 3-(2-Adamantylidene) diamantine (**7**)

References

- [1] Dahl, J. E. P.; Moldowan, J. M.; Peters, K. E.; Claypool, G. E.; Rooney, M. A.; Michael, G. E.; Mello, M. R.; Kohnen, M. L. Diamondoid hydrocarbons as indicators of natural oil cracking. *Nature* **1999**, *399*, 54 – 57. doi:10.1038/19953
- [2] Willey, T. M.; Fabbri, J. D.; Lee, J. R. I.; Schreiner, P. R.; Fokin, A. A.; Fokina, N. A.; Dahl, J. E. P.; Carlson, R. M. K.; Vance, A. L.; Yang, W.; Terminello, L. J.; van Buuren, T.; Melosh, N. A. Near-edge X-ray absorption fine structure spectroscopy of diamondoid thiol monolayers on gold. *J. Am. Chem. Soc.* **2008**, *130*, 10536. DOI: 10.1021/ja711131e
- [3] Yang, W. L.; Fabbri, J. D.; Willey, T. M.; Lee, J. R. I.; Dahl, J. E.; Carlson, R. M. K.; Schreiner, P. R.; Fokin, A. A.; Tkachenko, B. A.; Fokina, N. A.; Meevasana, W.; Mannella, N.; Tanaka, K.; Zhou, X. J.; van Buuren, T.; Kelly, M. A.; Hussain, Z.; Melosh, N. A.; Shen, Z.-X. Monochromatic electron photoemission from diamondoid monolayers. *Science* **2007**, *316*, 1460. DOI: 10.1126/science.1141811
- [4] Roth, S.; Leuenberger, D.; Osterwalder, J.; Tkachenko, B. A.; Dahl, J. E. P.; Carlson, R. M. K.; Fokin, A. A.; Schreiner, P. R.; Hengsberger, M. Negative-electron-affinity diamondoid monolayers as high-brilliance source for ultrashort electron pulses. *Chem. Phys. Lett.* **2010**, *495*, 102. <https://doi.org/10.1016/j.cplett.2010.06.063>
- [5] Thimmavajjula, K.; Ge, C.; Fabbri, J.; Clay, W.; Tkachenko, B.; Fokin, A.; Schreiner, P.; Dahl, J.; Carlson, R.; Shen, Z.-X.; Melosh, N. Ultra-low effective work function surfaces using diamondoid monolayers. *Nature Nanotech.* **2016**, *11*, 267–273. doi:10.1038/nnano.2015.277
- [6] Clay, W. A.; Maldonado, J. R.; Pianetta, P.; Dahl, J. E. P.; Carlson, R. M. K.; Schreiner, P. R.; Fokin, A. A.; Tkachenko, B. A.; Melosh, N.; Shen, Z.-X. Photocathode device using diamondoid and cesium bromide films *Appl. Phys. Lett.* **2012**, *101*, 241605. <https://doi.org/10.1063/1.4769043>
- [7] Fokin, A. A.; Tkachenko, B. A.; Gunchenko, P. A.; Gusev, D. V.; Schreiner, P. R. Functionalized Nanodiamonds Part I. An experimental assessment of diamantane and computational predictions for higher diamondoids *Chem. Eur. J.* **2005**, *11*, 7091. <https://doi.org/10.1002/chem.200500031>
- [8] Fokin, A. A.; Zhuk, T. S.; Pashenko, A. E.; Dral, P. O.; Gunchenko, P. A.; Dahl, J. E. P.; Carlson, R. M. K.; Koso, T. V.; Serafin, M.; Schreiner, P. R. Oxygen-doped nanodiamonds: Synthesis and functionalizations. *Org. Lett.* **2009**, *11*, 3068. DOI: 10.1021/ol901089h
- [9] Zhuk, T.S.; Koso, T.; Pashenko, A.E.; Trung Hoc, N.; Rodionov, V.N.; Serafin, M.; Schreiner, P.R.; Fokin, A.A. Toward an understanding of diamond sp²-defects with unsaturated diamondoid oligomer models. *J. Am. Chem. Soc.* **2015**, *137*, 6577–6586, doi:10.1021/jacs.5b01555.
- [10] Fokin, A. A.; Zhuk, T. S.; Pashenko, A. E.; Osipov, V.V. ; Gunchenko, P.A. ; Serafin, M. ; Schreiner, P.R. Functionalization of homodiamantane: Oxygen insertion reactions without rearrangement with dimethyldioxirane *J. Org. Chem.* **2014**, *79*, 1861. DOI: 10.1021/jo4026594
- [11] Fokin, A.A.; Yurchenko, R.I.; Tkachenko, B.A.; Fokina, N. A.; Gunawan, M. A.; Poinot, D.; Dahl, J. E. P.; Carlson, R. M. K.; Serafin, M.; Cattey, H.; Hierso, J.-C.; Schreiner, P. R. Selective preparation of diamondoid phosphonates. *J. Org. Chem.* **2014**, *79*, 5369–5373.
- [12] Banerjee, S.; Saalfrank, P. Vibrationally resolved absorption, emission and resonance Raman spectra of diamondoids: A study based on time-dependent correlation functions. *Phys. Chem. Chem. Phys.* **2014**, *16*, 144–158. DOI: 10.1039/C3CP53535E
- [13] Fokin, A. A.; Chernish, L. V.; Gunchenko, P. A.; Tikhonchuk, E. Y.; Hausmann, H.; Serafin, M.; Dahl, J. E. P.; Carlson, R. M. K.; Schreiner, P. R. Stable alkanes containing very long carbon–carbon bonds *J. Am. Chem. Soc.* **2012**, *134*, 13641–13650. DOI:10.1021/ja302258q
- [14] McMurry, J. E.; Felming, M. P. New method for the reductive coupling of carbonyls to olefins. Synthesis of beta-carotene. *J. Am. Chem. Soc.* **1974**, *96*, 4708–4709, doi:10.1021/ja00821a076.
- [15] M M Krayushkin, M A Kalik, V A Migulin. McMurry reaction in the synthesis of photochromic dihetarylethenes. *Russ. Chem. Rev.* **2009**, *78* 329. <https://doi.org/10.1070/RC2009v078n04ABEH004018>
- [16] Tanpure, R.P., Harkrider, A.R., Strecker, T.E., Hamel, E., Trawick, M.L., and Pinney, K.G. Application of the McMurry coupling reaction in the synthesis of tri- and tetra-arylethylene analogues as potential

- cancer chemotherapeutic agents. *Bioorg. Med. Chem.* **2009**, 17, 6993-7001. DOI :10.1016/j.bmc.2009.08.011
- [17] Ngo Trung Hoc; Fokin, A.A.; Rodionov, V.N Synthesis of 10-methoxydiamantan-3-one. *Molbank.* **2018**, 2018, M990; doi:10.3390/M990
- [18] T. Morita, S. Yoshida, Y. Okamoto, H. Sakurai, Chlorotrimethylsilane/Sodium iodide : A new reagent for conversion of ancohols into iodides *Synthesis*, **1979**, 379. DOI: 10.1055/s-1979-28689
- [19] Hoc, N.T.; Kusko, A.O.; Fokin, A.A.; Rodionov, V.N. Functional derivatives of diamantanone. *Russ. J. Org. Chem.* **2016**, 52, 1209–1211, doi:10.1134/S1070428016080212.



This report was created by ACD/NMR Processor Academic Edition. For more information go to www.acdlabs.com/nmrproc/

10/29/2016 2:42:51 AM

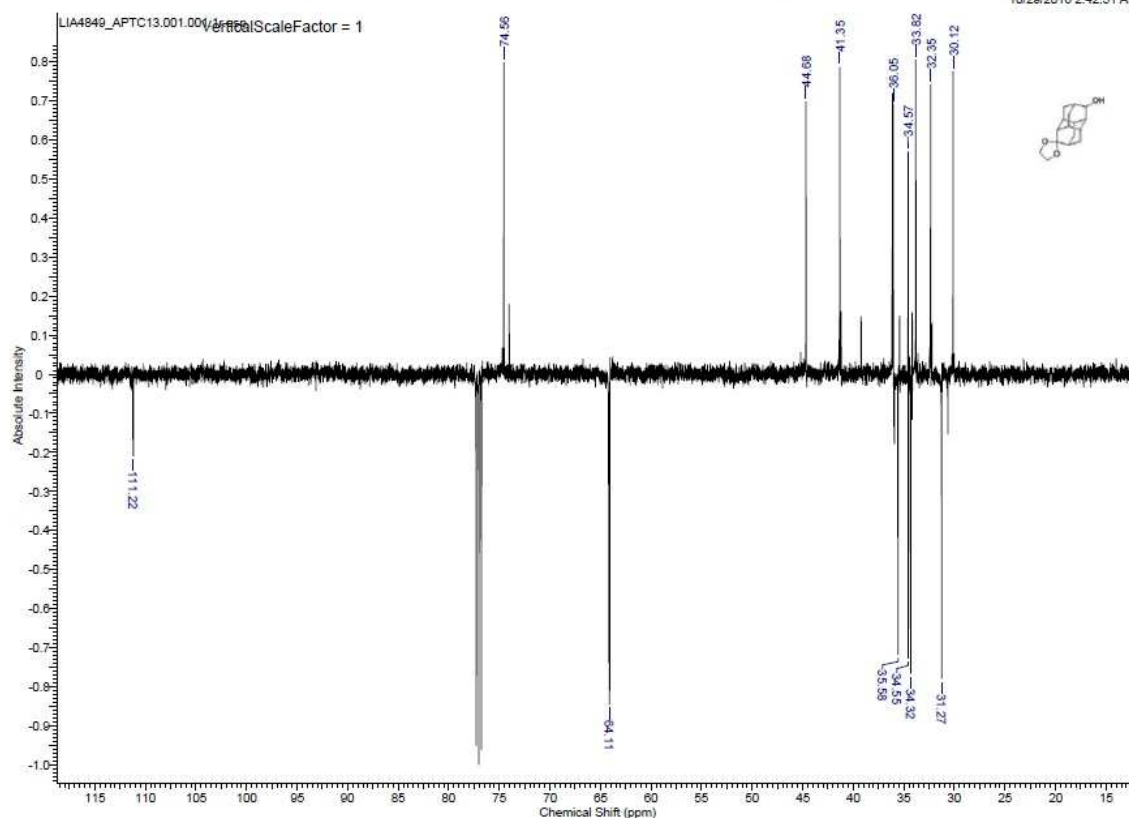


Figure S1. ^1H NMR, ^{13}C NMR spectrum of compound *Ethylene ketal of 9-hydroxydiamantan-3-one* (**1**)

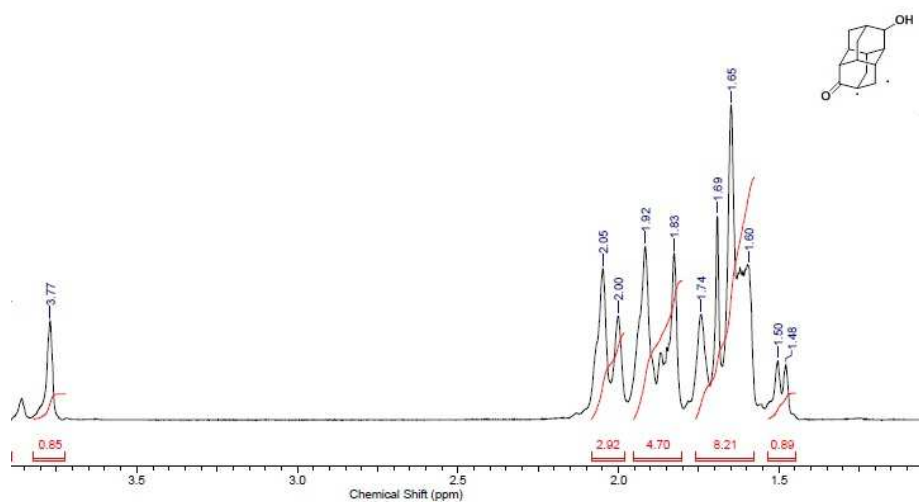
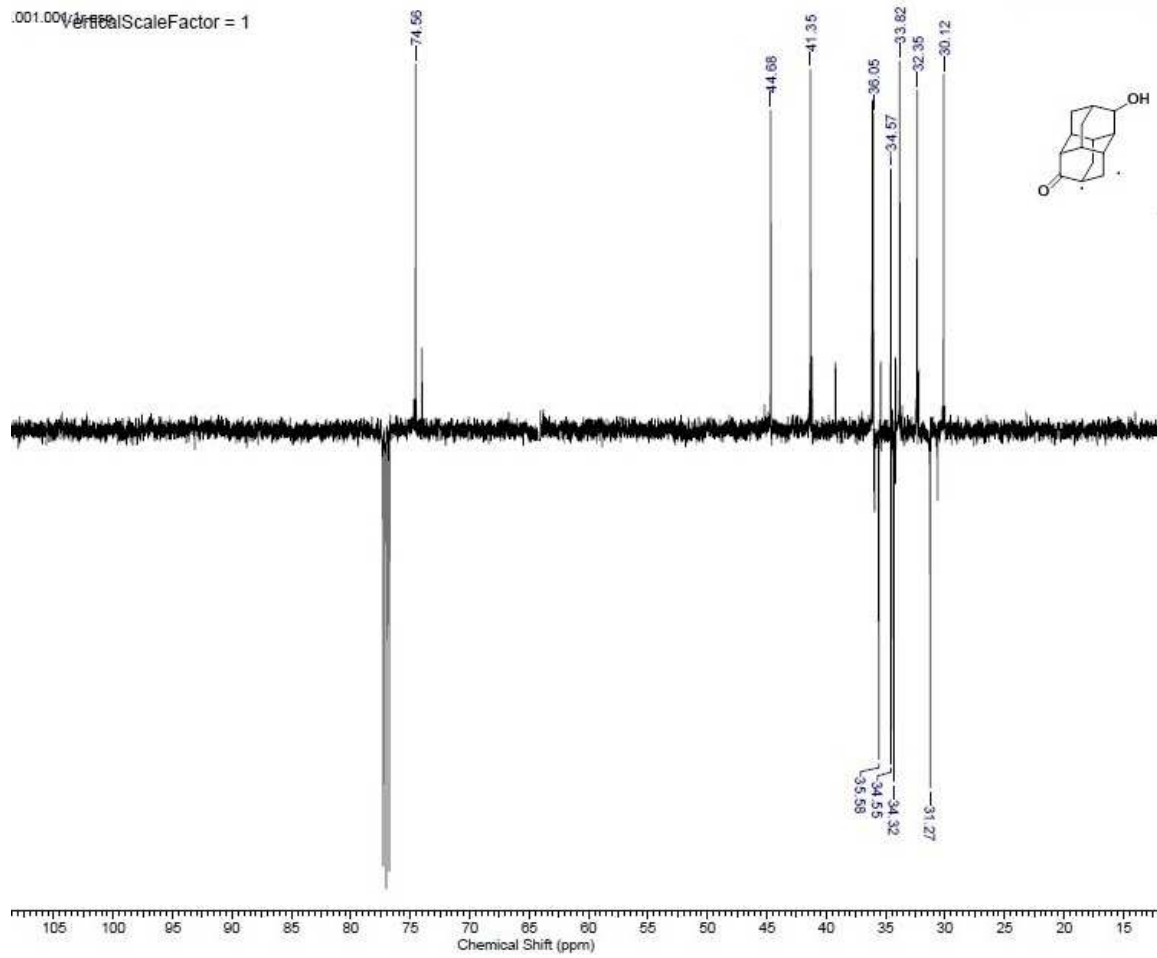


Figure S2. ¹H NMR, ¹³C NMR spectrum of compound *10-Hydroxydiamantan-3-one (2)*

.001.001/4.166 ScaleFactor = 1



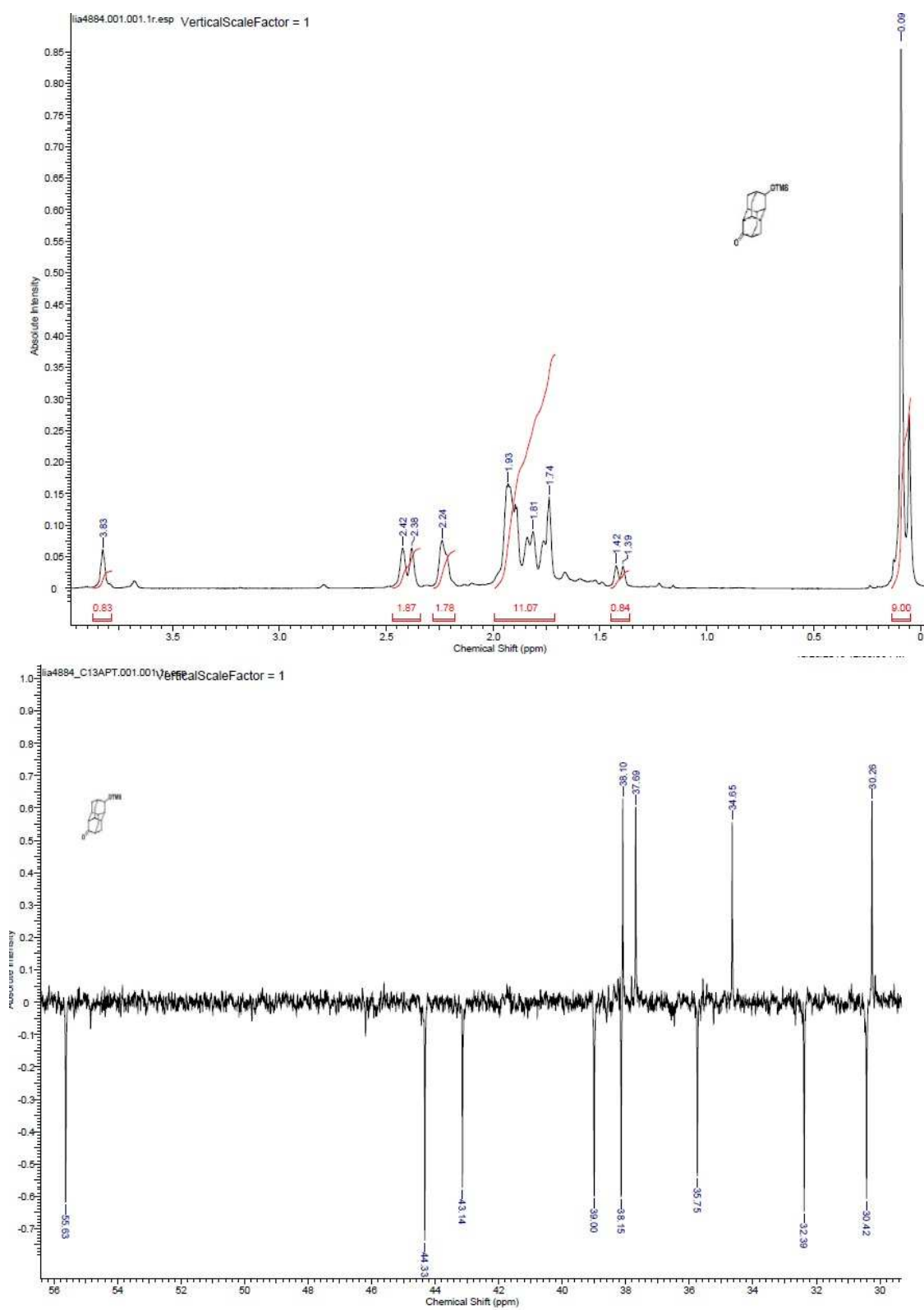


Figure S3. ¹H NMR, ¹³C NMR spectrum of compound 10-Trimethylsiloxanediamantan-3-one (**3**)

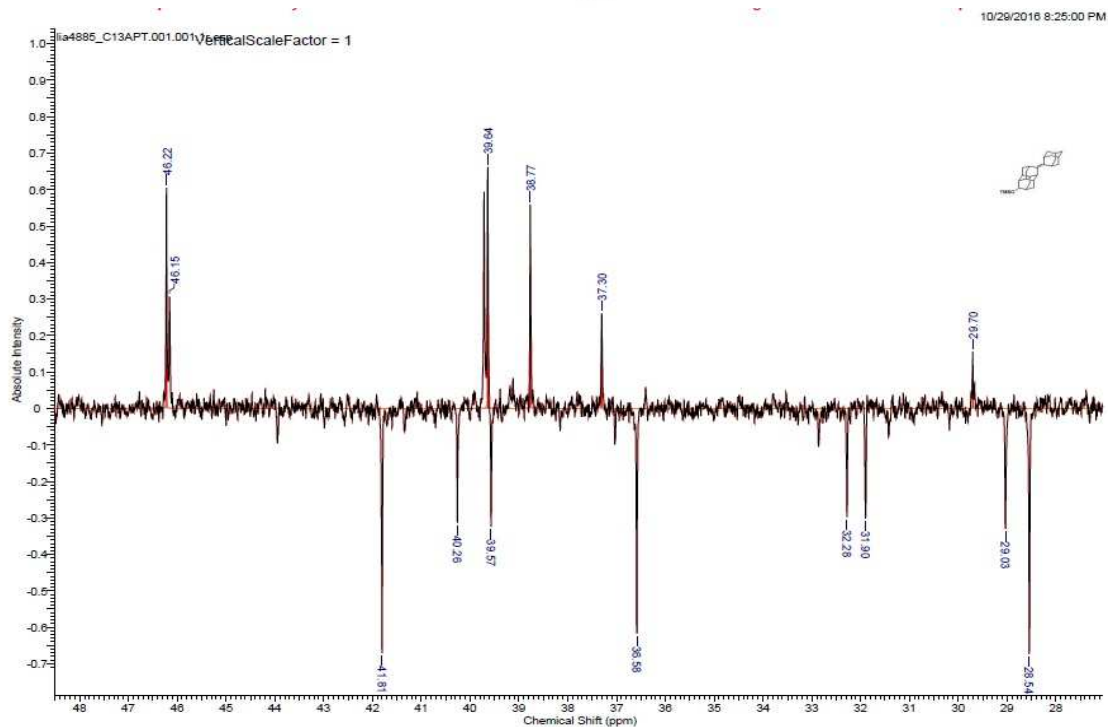
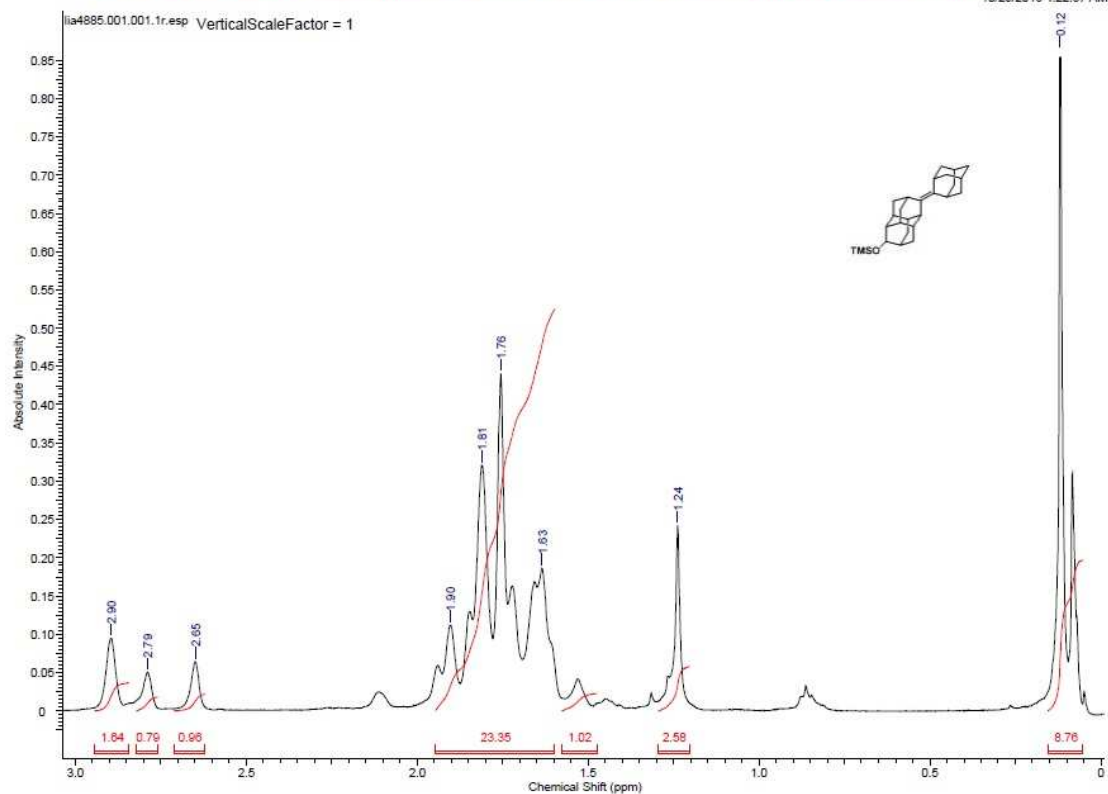


Figure S4. ^1H NMR , ^{13}C NMR spectrum of compound *10-Trimethylsiloxanediadamantylideneadamantane* (4)

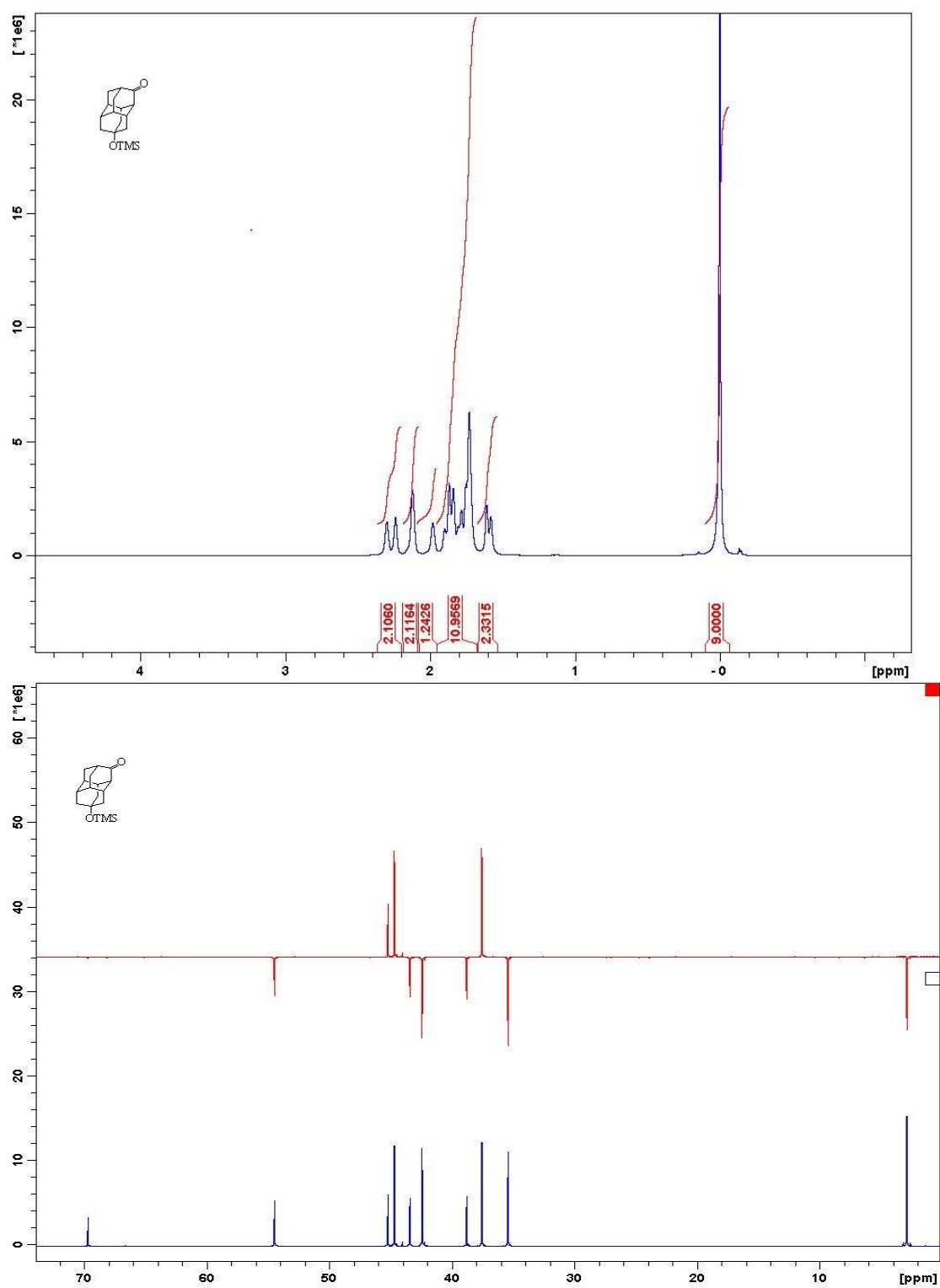


Figure S5. ¹H NMR, ¹³C NMR spectrum of compound 9-Trimethylsioxanediadamantan-3-one (6)

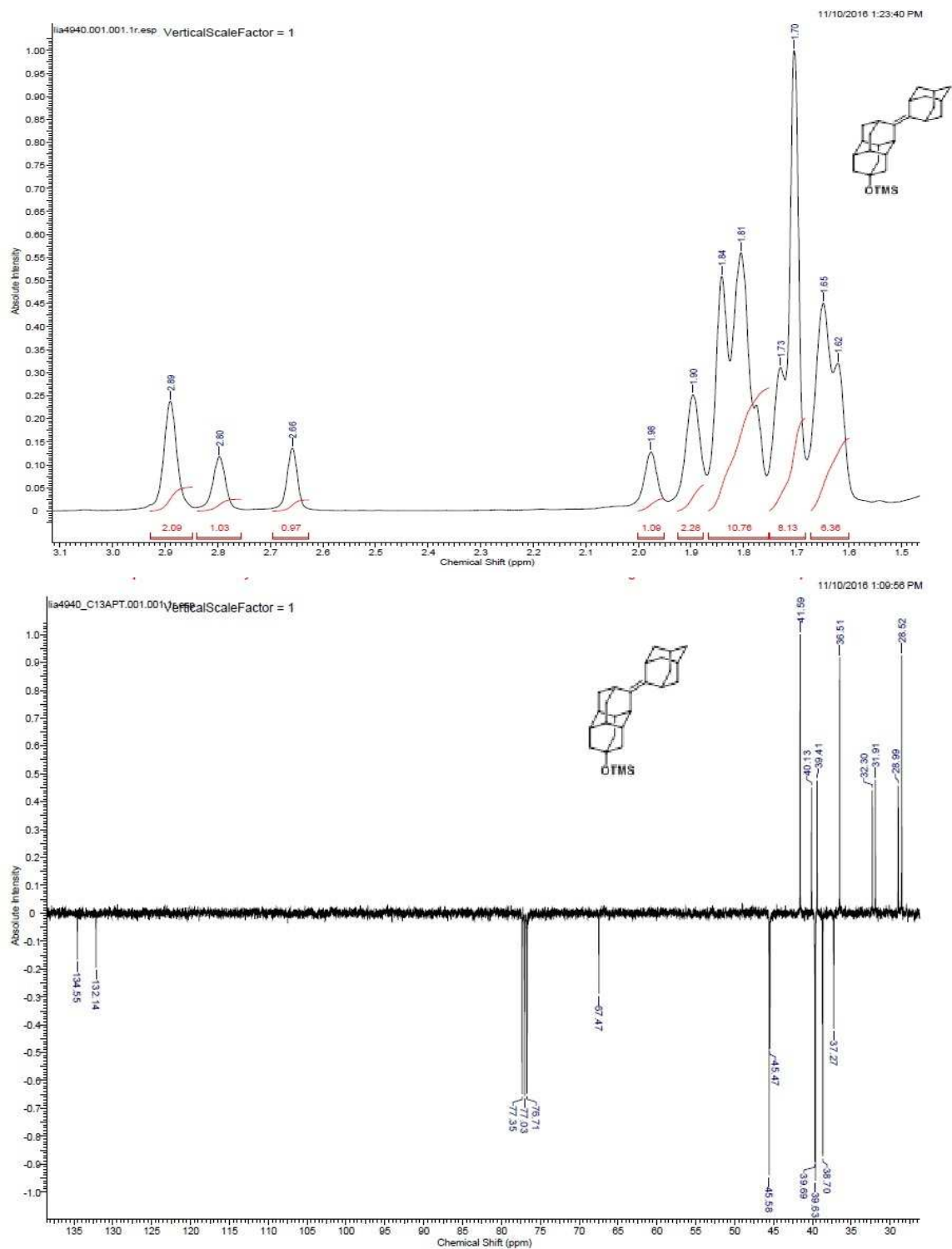


Figure S6. ^1H NMR, ^{13}C NMR spectrum of compound 9-Trimethylsioxanediadamantylideneadamantane (7)