

Oxidation reaction of 4-allyl-4-hydroperoxy-2-methoxycyclohexa-2,5-dienone in the presence of potassium permanganate without a co-oxidant

Mehmet Serdar Gültekin^{1*} and Haydar Göksu²

¹Department of Chemistry, Faculty of Sciences, Atatürk University, Erzurum, Türkiye

²Kaynaşlı Vocational College, Düzce University, Düzce, Türkiye

(Received September 23, 2016; Revised November 14, 2016; Accepted November 15, 2016)

Abstract: 4-Allyl-4-hydroperoxy-2-methoxycyclohexa-2,5-dienone (**5**) was synthesized by photooxygenation of commercially available *Eugenol* in the presence of tetraphenylporphyrin (TPP) as a singlet oxygen sensitizer. The brief and one-pot syntheses of some natural product skeletons were conducted using the corresponding allylic hydroperoxide at different temperatures (0°C and room temperature) with potassium permanganate (KMnO₄) in mild condition at N₂(g) atm.

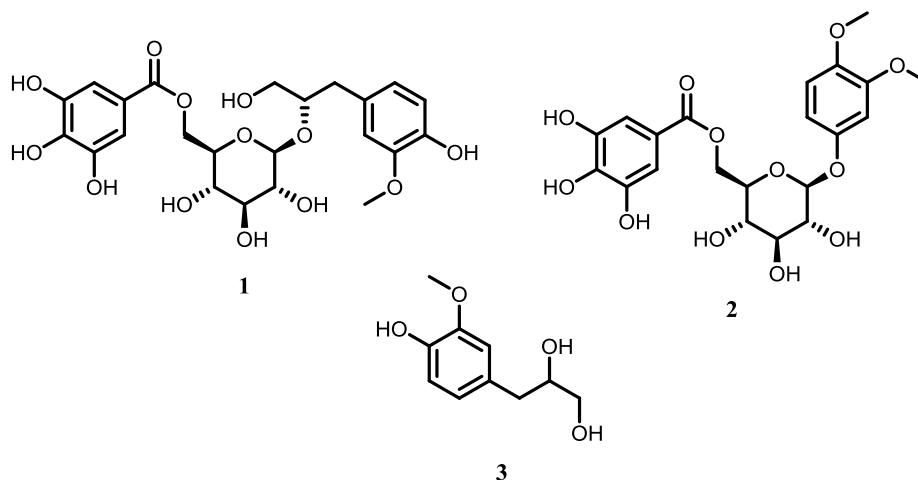
Keywords: Allylic hydroperoxide; singlet oxygen; photooxygenation; eugenol, natural product. © 2016 ACG Publications. All rights reserved.

1. Introduction

Eugenol is an allyl chain-substituted guaiacol and a member of the phenylpropanoids class in natural product chemistry. In addition, it is a colorless to pale yellow oily liquid extracted from certain essential oils and a variety of natural plants. Eugenol is used as a local antiseptic and anesthetic also flavorings in perfumes. It can be reacted with zinc oxide to form ZnO-eugenol which has restorative and prosthodontic applications in dentistry.^{1,2}

Attempts have been made to develop eugenol derivatives as intravenous anesthetics, as an alternative to propanidid which produces unacceptable side effects around the site of injection in many patients. Eugenol derivatives and degradation products from eugenol are same as flavonoids in their structure. Flavonoids are identified as components of numerous plants or their essential oils. They can exhibit various pharmacological and biological activities such as antimicrobial, antioxidant, antifungal, antitumor and anti-inflammatory. In addition, flavonoids and their derivatives were recognized as enzyme inhibitors. Therefore, isolation from some plants or synthesis of flavonoids is quite important for both synthetic organic and drug chemists.^{3,4,5} For instance, 3,4,5-trihydroxy-6-(((S)-1-hydroxy-3-(4-hydroxy-3-methoxyphenyl)propan-2-yl)oxy)tetrahydro-2H-pyran-2-yl)methyl 3,4,5-trihydroxybenzoate (**1**) and 6-(3,4-dimethoxyphenoxy)-3,4,5-trihydroxytetrahydro-2H-pyran-2-yl)methyl 3,4,5-trihydroxybenzoate (**2**), which are macropteranthol derivatives are well known as potent tyrosyl-DNA phosphodiesterase I inhibitory.⁶ 3-(4-hydroxy-3-methoxyphenyl)propane-1,2-diol (**3**) exhibits antimicrobial activity against some pathogenic microorganisms.⁷

* Corresponding author: E-Mail: gultekin@atauni.edu.tr



Several oxidants such as hypervalent iodine compounds, manganoxides, osmiumtetroxides⁸ ruthenium oxides⁹ and chromium oxides¹⁰ reagents were reported for the oxidation of many compounds containing olefin groups. An eco-friendly reagent, KMnO_4 , is used as a strong oxidant in organic syntheses which is non-toxic, stable and cost-effective. Additionally, it is applied as an antiseptic in medicine and as a water cleaner in industry.^{11,12,13,14}

Our group previously developed an oxidation technique to synthesize 1/2,3 triols from the corresponding allylic hydroperoxides, which involved intramolecular oxygen atom transfers from hydroperoxide group to the double bond, using catalytic amount of OsO_4 (Figure 1).¹⁵ The reaction did not require any co-oxidant as the hydroperoxide group served as a co-oxidant.

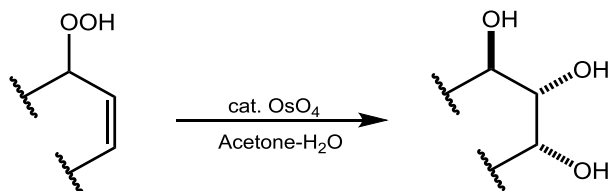


Figure 1. General reaction of the 1/2,3-triols formation from allylic hydroperoxides

2. Experimental

The IR spectra were obtained by using Satellite 3000 Mid infrared FTIR spectrometer in KBr pellets. The ^1H and ^{13}C NMR spectra were recorded on a Bruker Avance DPX 400 MHz spectrometer. The synthesis was carried out using standard procedures and commercially available reagents. The eugenol used in the oxidations were purchased from Sigma-Aldrich. The chemicals were used without further purification.

2.1 General procedure for photochemical oxygenation of eugenol:

Eugenol (50 mmol) and TPP (5-10 mg) was dissolved in CH_2Cl_2 . The solution was placed in a jacketed glass balloon and irradiated using tungsten lamp (500 Watt) with air bubbling (oxygen gas) at 14°C . The photooxygenation reaction was monitored by TLC. Most of the reactions were completed within 48 h. The solvent (CH_2Cl_2) was evaporated at 20°C and 20 mm Hg at the end of the reaction. The residue was separated by (silica gel) thin layered chromatography (TLC) with dichloromethane:hexane (v/v=1:5). The allylic hydroperoxide were determined by ^1H and ^{13}C nuclear

magnetic resonance (NMR) spectroscopy using CDCl_3 as the solvent, depending on the separated product. All of the spectra data of compounds are given in supporting information.

2.2 General procedure for oxidation reaction of allylic hydroperoxide with KMnO_4 ¹⁶:

To a well-stirred solution of KMnO_4 (0.5 eq.) in 3 mL of H_2O was added in three parts to 4-allyl-4-hydroperoxy-2-methoxycyclohexa-2,5-dienone (**5**) solution (0.5 g in 6 mL acetone) at 0 °C. Until completion of the reactions were kept at about ambient temperature. The reaction progress was monitored by TLC. The reactions were completed around 26 h. After completion of the reaction the insoluble solid particles were removed by filtration. Finally, the crude residue was directly purified by column chromatography on silica gel using ethyl acetate/hexane mixture (v/v=1:5).

The following compounds were synthesized using the same method (Figure 2). While the molecules **5**, **7**, **7a**, **8a**, **9**, **9a** are known in the literature, the molecule **8** was synthesized in this protocol for the first time.

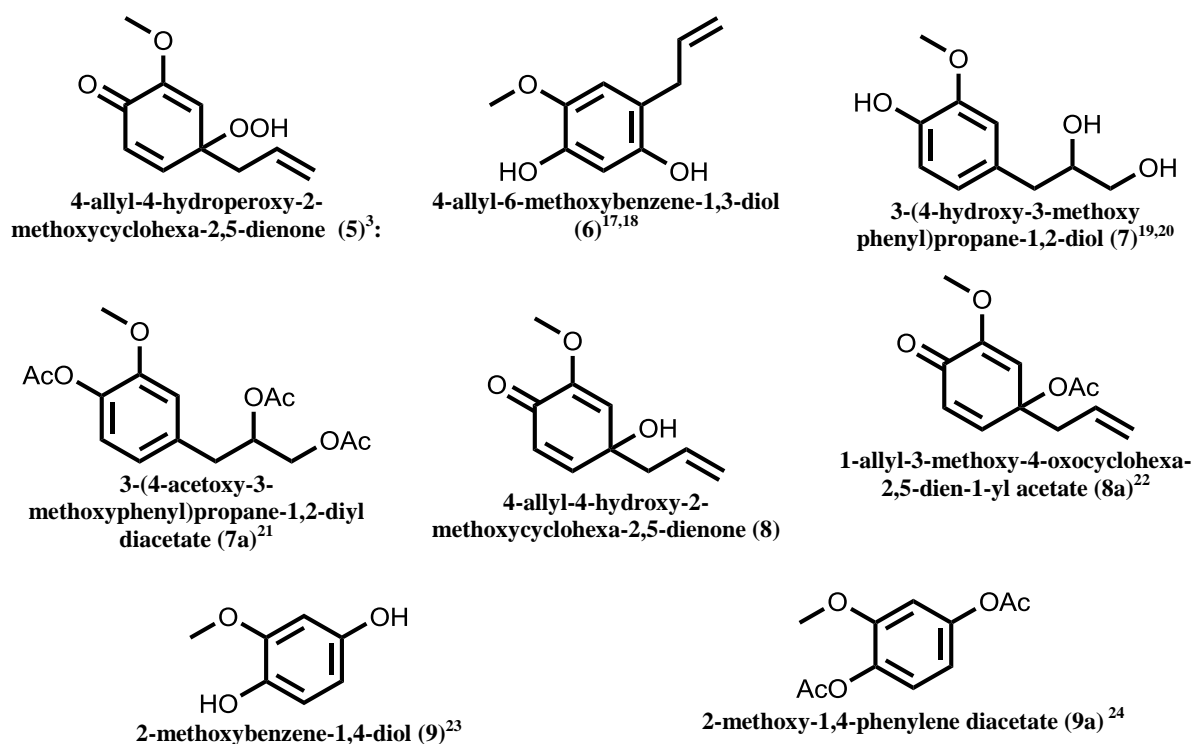


Figure 2. Synthesized compounds oxidation reaction of allylic hydroperoxide with KMnO_4

3. Results and Discussion

A strong oxidant KMnO_4 has been used as the *cis*-dihydroxylation reagent for the oxidation of olefins accompanied with co-oxidants such as NMO (N-methylmorpholine oxide)¹⁶ NaIO_4 ²⁵ and H_2O_2 ²⁶. While it gives *cis*-dihydroxylation reactions at low temperatures, it produces various degradation products at high temperatures. In this study, oxidation reactions were carried out at low and high temperatures and eugenol **3** was used as a starting material. It was converted to 4-allyl-4-hydroperoxy-2-methoxycyclohexa-2,5-dienone (**5**) in dichloromethane in 60% yield within 48 h by singlet oxygen in the presence of TPP as a sensitizer. After compound **5** was isolated, it was reacted with KMnO_4 in 9 mL of water/acetone (v/v=1/2) at both 0 °C low and room temperature in the

absence of a co-oxidant under nitrogen atmosphere. Surprisingly, some degradation and rearrangement products were produced in addition to the desired products. 3-(4-Hydroxy-3-methoxyphenyl) propane-1,2-diol (**7**) was formed as dihydroxylation product at both temperatures. But, as expected, compound **7** was formed with higher yield (35%) at 0 °C. In addition, it was found that there were four flavonoid derivatives in the reaction mixture, which were purified by column chromatography on silica gel using ethyl acetate/hexane mixture (v/v=1:5) as an eluent. Four compounds, i.e 4-allyl-6-methoxybenzene-1,3-diol (**6**), 3-(4-hydroxy-3-methoxyphenyl) propane-1,2-diol (**7**), 4-allyl-4-hydroxy-2-methoxycyclohexa-2,5-dienone (**8**) and 2-methoxybenzene-1,4-diol (**9**) were obtained. Both the reaction conditions led to the formation of the corresponding products (Figure 3).

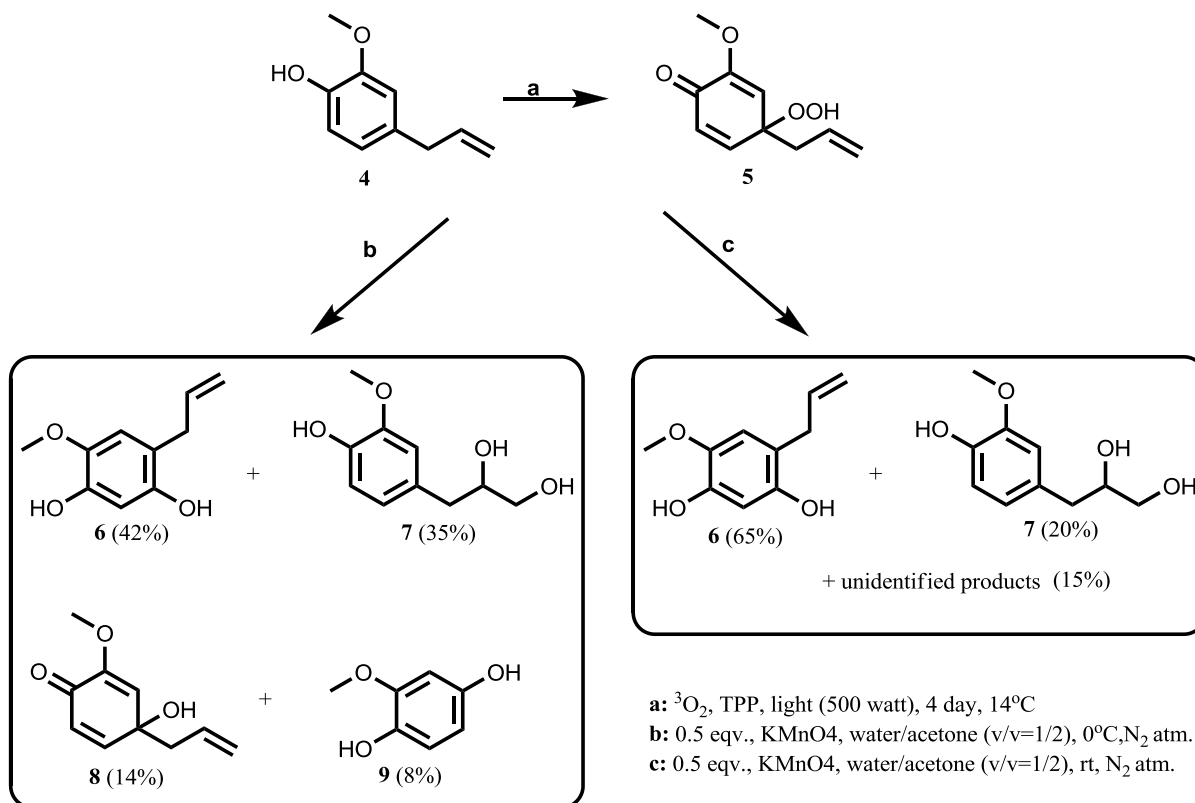


Figure 3. Synthetic pathway for oxidation of 4-allyl-4-hydroperoxy-2-methoxycyclohexa-2,5-dienone (**5**)

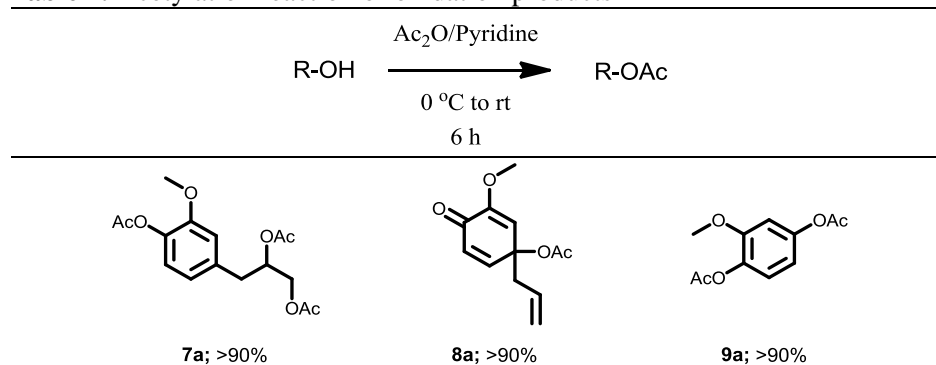
In this study, we report a method for an easy, practical synthesis of 4-allyl-4-hydroperoxy-2-methoxycyclohexa-2,5-dienone (**5**) *via* rearrangement reaction of hydroperoxide group. This reaction was performed in the presence of KMnO₄ (0.5 eq.) which is less than 1.0 eq. as an oxidant and 10.0 mmol of 4-allyl-4-hydroperoxy-2-methoxycyclohexa-2,5-dienone (**5**) (1.0 eq.) as a co-oxidant. Compared to the methods reported in the literature, our method provides shorter reaction times, higher yields and a practical approach. In this rearrangement, various manganese oxide intermediates were formed by hydroperoxide group in molecule **5** as an oxidant during the oxidation reaction. We think that Mn₃O₄ nanoaggregates were occurred as the main component among several manganese oxide derivatives as reported in the literature.¹³

The results revealed that the use of hydroperoxide group in molecule **5** as a co-oxidant is the key feature for our method for the syntheses of rearrangement products (**6**, **7**, **8**, **9**). Additionally, manganese oxides, which have active role in the oxidation reactions, possibly through the transformation of manganese oxide intermediates into manganese dioxide. This delays the disruption

of manganese oxide intermediates and the rearrangement reaction with the hydroperoxide group in molecule **5** takes places.

In summary, the Mn_xO_y oxide intermediates were generated in situ from 0.5 eq. $KMnO_4$ / 1.0 eq ROOH **5** during the synthesis of **6,7,8,9** from **5**. Molecule **5** was used as both substrate and oxygen source in place of H_2O_2 . For further characterization, the compounds containing hydroxyl (-OH) group (**7-9**) were converted to the 3-(4-acetoxy-3-methoxyphenyl) propane-1,2-diyl diacetate (**7a**), 1-allyl-3-methoxy-4-oxocyclohexa-2,5-dien-1-yl acetate (**8a**) and 2-methoxy-1,4-phenylene diacetate (**9a**) in quantitative yields within 6 h (Table 1). They were prepared as described in the literature.¹³

Table 1. Acetylation reaction of oxidation products^a



^aUnless otherwise stated, 10 mmol of oxidation product, 5 mL of pyridine and 30 mmol of acetic anhydride were used.

Supporting Information

Supporting information accompanies with this paper on <http://www.acgpubs.org/OC>

References

- [1] Jadhav B.K; Khandelwal K.R; Ketkar A.R; Pisal S.S. Formulation and evaluation of mucoadhesive tablets containing eugenol for the treatment of periodontal diseases. *Drug Dev. Ind. Pharm.* **2004**, 30 (2): 195–203.
- [2] Kumara, A.; Sahoob, D. Eugenol and its derivatives as Antimicrobial Agents. *J.Antimicrobials Photon.* **2013**, 128, 133-140.
- [3] Elgendy, E. M.; Khayyat, S. A. Oxidation reactions of some natural volatile aromatic compounds: anethole and eugenol. *Russian J. Org. Chem.* **2008**, 44, 823-829.
- [4] Sum, T. J.; Sum, T. H.; Galloway, W. R. J. D.; Spring, D. R. Divergent total syntheses of flavonoid natural products isolated from *Rosa rugosa* and *Citrus unshiu*. *Synlett*, **2016**, 27, 1725-1727.
- [5] Woo, K. W.; Suh, W. S.; Subedi, L.; Kim, S. Y.; Choi, S. U.; Kim, K. H.; Lee, K. R. Phenolic derivatives from the stems of *lagerstroemia indica* and their biological activity. *Heterocycles*, **2015**, 12, 2355-2366.
- [6] Tian, L.-W.; Feng, Y.; Tran, T. D.; Shimizu, Y.; Pfeifer, T.; Forster, P. I.; Quinn, R. J. Tyrosyl-DNA phosphodiesterase I inhibitors from the Australian Plant *Macropteranthes leichhardtii*. *J. Nat. Prod.* **2015**, 78, 1756-1760.
- [7] Le, J.; Lu, W.; Xiong, X.; Wu, Z.; Chen, W. Anti-inflammatory constituents from *Bidens frondosa*. *Molecules*, **2015**, 20, 18496-18510.
- [8] Gültekin, M. S.; Çelik, M.; Turkut, E.; Tanyeli, C.; Balci, M. Resolution of (±)-anti-2,3-dioxabicyclo [2.2.2]oct-7-en-5-ol via *Candida cylindracea* lipase: synthesis of (-)- and (+)-protoquercitol. *Tetrahedron*, **2004**, 15, 453-453.
- [9] Wang, Z. -M.; Sang, X. -L.; Che, C. -M.; Chen, J. Ruthenium(IV) porphyrin catalyzed highly selective oxidation of internal alkenes into ketones with Cl_2pyNO as terminal oxidant. *Tetrahedron Lett.* **2014**, 55, 1736-1739.

- [10] Hu, Y.; Chen, L.; Li, B. NHPI/*tert*-butyl nitrite: A highly efficient metal-free catalytic system for aerobic oxidation of alcohols to carbonyl compounds using molecular oxygen as the terminal oxidant. *Catal. Commun.* **2016**, *83*, 82-87.
- [11] Zhao, H.; Li, F.; Liu, X.; Xiong, W.; Chen, B.; Shao, H.; Que, D. Zhang, Z.; Wu, Y. A simple, low-cost and eco-friendly approach to synthesize single-crystalline LiMn_2O_4 nanorods with high electrochemical performance for lithium-ion batteries. *Electrochim. Acta*, **2015**, *166*, 124-133.
- [12] Mao, F.; Guo, W.; Ma, J. Research progress on design strategies, synthesis and performance of LiMn_2O_4 -based cathodes. *RSC Adv.* **2015**, *5*, 105248-105258.
- [13] Dalmizrak, D.; Goksu, H.; Gultekin, M. S. A facile synthesis of vicinal *cis*-diols from olefins catalyzed by in situ generated MnxOy nanoaggregates. *RSC Adv.* **2015**, *5*, 20751-20755.
- [14] Bernard, N.; Valeska, P. Rural dermatology in the tropics. *Clin. Dermatol.* **2009**, *27*, 252-270.
- [15] Alp, C.; Atmaca, U.; Çelik, M.; Gultekin, M. S. One-Pot Synthesis of 1,2,3-Triols from Allylic Hydroperoxides and a Catalytic Amount of OsO_4 in Aqueous Acetone. *Synlett* **2009**, *17*, 2765-2768.
- [16] Gökusu, H.; Alp, C.; Gültekin, M.S. Easy, efficient and one-pot synthesis of 1/2,3-trihydroxy compounds from corresponding allylic hydroperoxides via KMnO_4 or Na_2MoO_4 in the absence of co-oxidant. Submitted under the review in *Tetrahedron*, **2016**
- [17] Mittal, J.P. Nuclear oxidation in flavones and related compounds. XXIV. Synthesis of myristicin and elemicin Proceedings - Indian Acad. Sci., A. **1949**, *30*, 114-19.
- [18] La Grange, M.J. Synthesis of elemicin and topical analgesic compositions, Patent No: US20150057366A1 2013,
- [19] Tian, L.W; Feng, Y; Tran, T.D; Shimizu, Y; Pfeifer, T; Forster, P.I; Quinn, R.J.* Tyrosyl-DNA phosphodiesterase I inhibitors from the Australian plant *Macropteranthes leichhardtii*. *J. Nat. Prod.*, **2015**, *78*, 7, 1756-1760.
- [20] Yadav, Y; Owens, E.A; Sharma, V; Aneja, R; Henary, M. Synthesis and evaluation of antiproliferative activity of a novel series of hydroxychavicol analogs. *Eur. J. Med. Chem.*, **2014**, *75*, 1-10.
- [21] Kikuzaki, H; Hara, S; Kawai, Y; Nakatani, N. Antioxidative phenylpropanoids from berries of *Pimenta dioica*. *Phytochemistry*, **1999**, *52*, (7), 1307-1312.
- [22] Takeya, T; Okubo, T; Tobinaga, S. Synthesis of unsymmetrical biphenyl lignans, *honokiol* and related compounds, utilizing quinol-acetates as reactive intermediates. *Chem. Phar. J. Bull.*, **1986**, *34*, (5), 2066-70.
- [23] Fache, M; Boutevin, B; Caillol, S. Epoxy thermosets from model mixtures of the lignin-to-vanillin process. *Green Chem.*, **2016**, *18*, 712.
- [24] Ali, S.A. A new route to the synthesis of 2-hydroxy-4, -5-dimethoxy acetophenone, *Pakistan J. Sci. Ind. Res.*, **1979**, *22*, (1-2), 38-9.
- [25] Kolb, H. C; Van Nieuwenhze M. S; Sharpless, K. B. Catalytic asymmetric dihydroxylation. *Chem. Rev.*, **1994**, *94*, 2483.
- [26] Gates- Anderson, D. D; Robert, L. S; Steven, R. C. Comparison of potassium permanganate and hydrogen peroxide as chemical oxidants for organically contaminated soils. *J. Environ. Eng.*, **2001**, *127*, (4), 337.