

Supporting Information

Rec. Nat. Prod. 13:1 (2019) 64-70

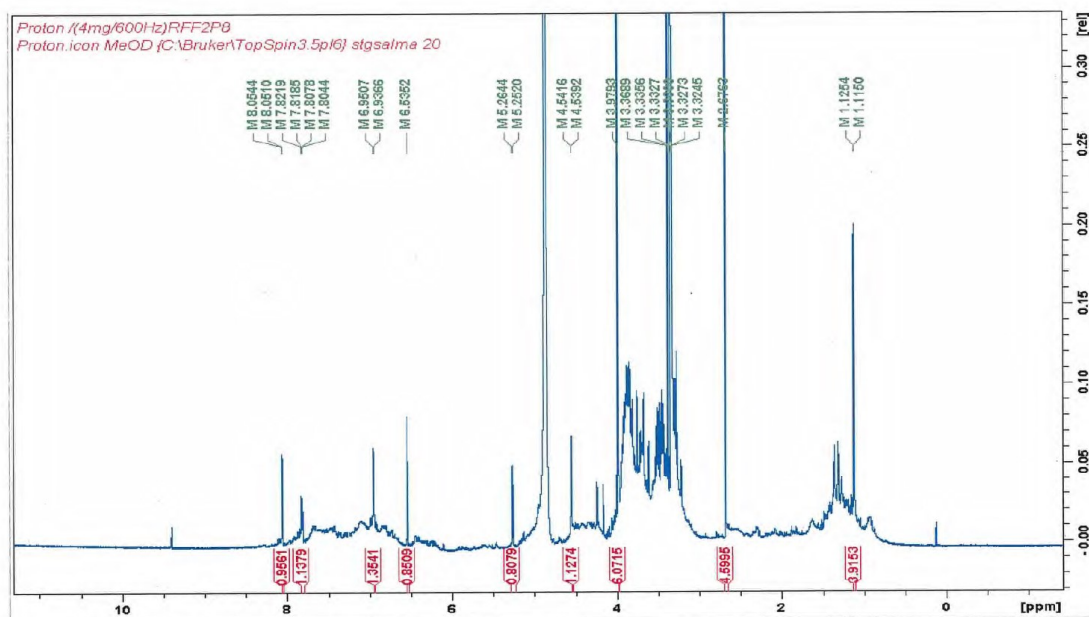
Isolation and Antimicrobial Activity of Rutin and its Derivatives from *Ruta chalepensis* (Rutaceae) Growing in Iraq

Shaymaa Al-Majmaie¹, Lutfun Nahar¹, George P. Sharples¹, Khazal Wadi²
and Satyajit D. Sarker*

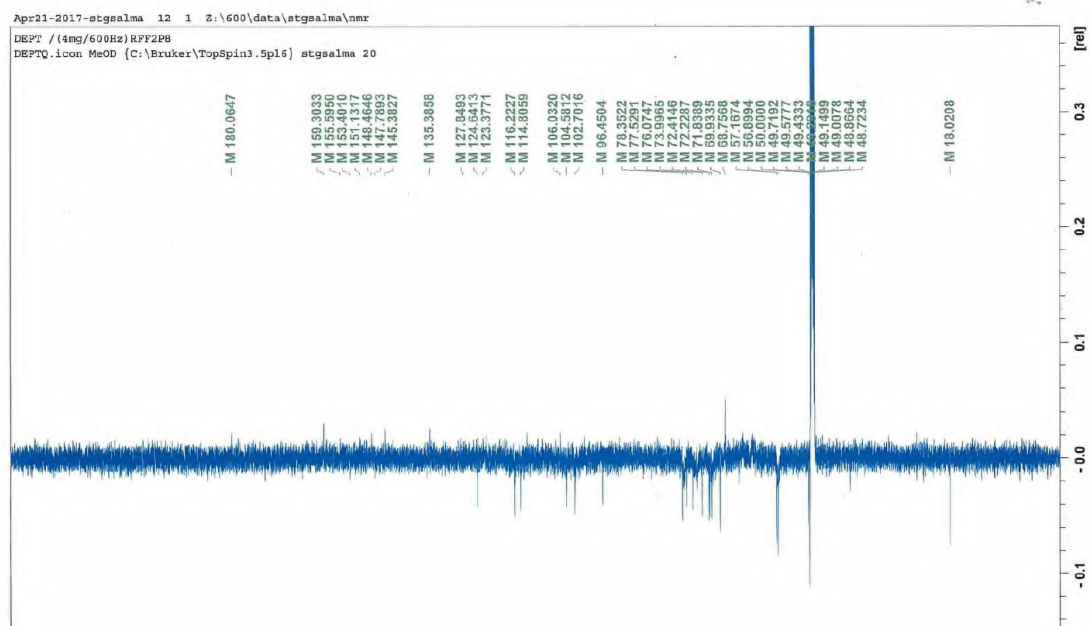
¹*Medicinal Chemistry and Natural Products Research Group, School of Pharmacy and
Biomolecular Sciences, Faculty of Science, Liverpool John Moores University, James Parsons
Building, Byrom Street, Liverpool L3 3AF, United Kingdom*

²*Department of Biology, College of Science, University of Diyala, Baquba, Iraq*

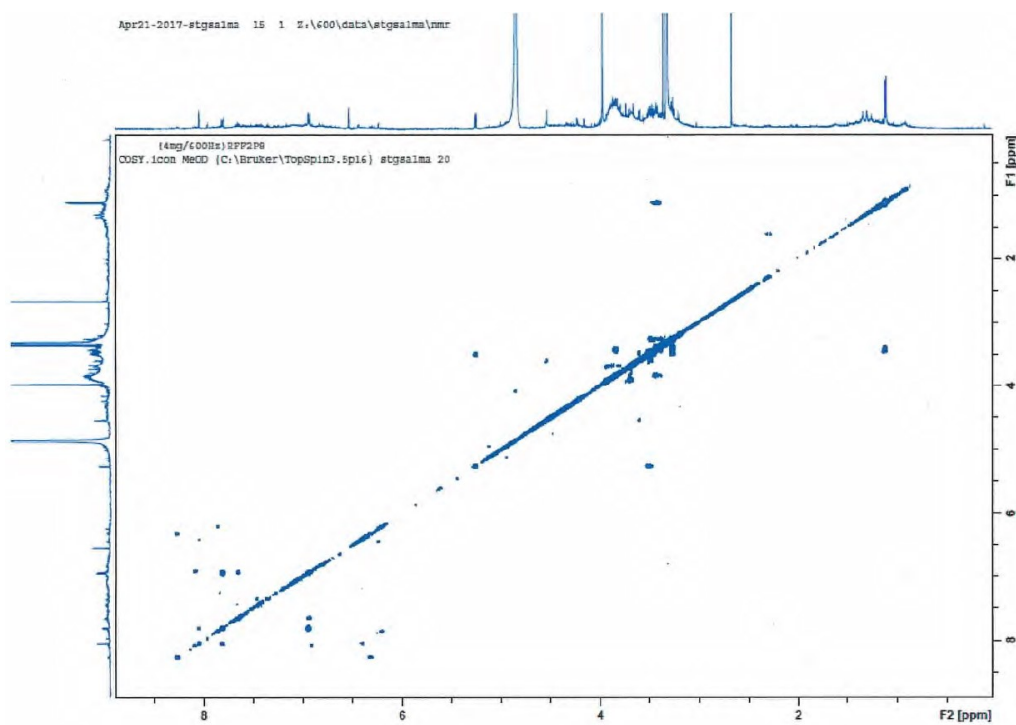
Table of Contents	Page
S1: ¹ H-NMR (600 MHz, CD ₃ OD) Spectrum of 6-hydroxy-rutin 3',7-dimethyl ether (3)	2
S2: ¹³ C-NMR (150 MHz, CD ₃ OD) Spectrum of 6-hydroxy-rutin 3',7-dimethyl ether (3)	3
S3: ¹ H- ¹ H COSY (600 MHz) Spectrum of 6-hydroxy-rutin 3',7-dimethyl ether (3)	4
S4: ¹ H- ¹³ C HMBC Spectrum of 6-hydroxy-rutin 3',7-dimethyl ether (3)	5
S5: ¹ H- ¹³ C HSQC Spectrum of 6-hydroxy-rutin 3',7-dimethyl ether (3)	6
S6: HRESI-MS Spectrum of 6-hydroxy-rutin 3',7-dimethyl ether (3)	7



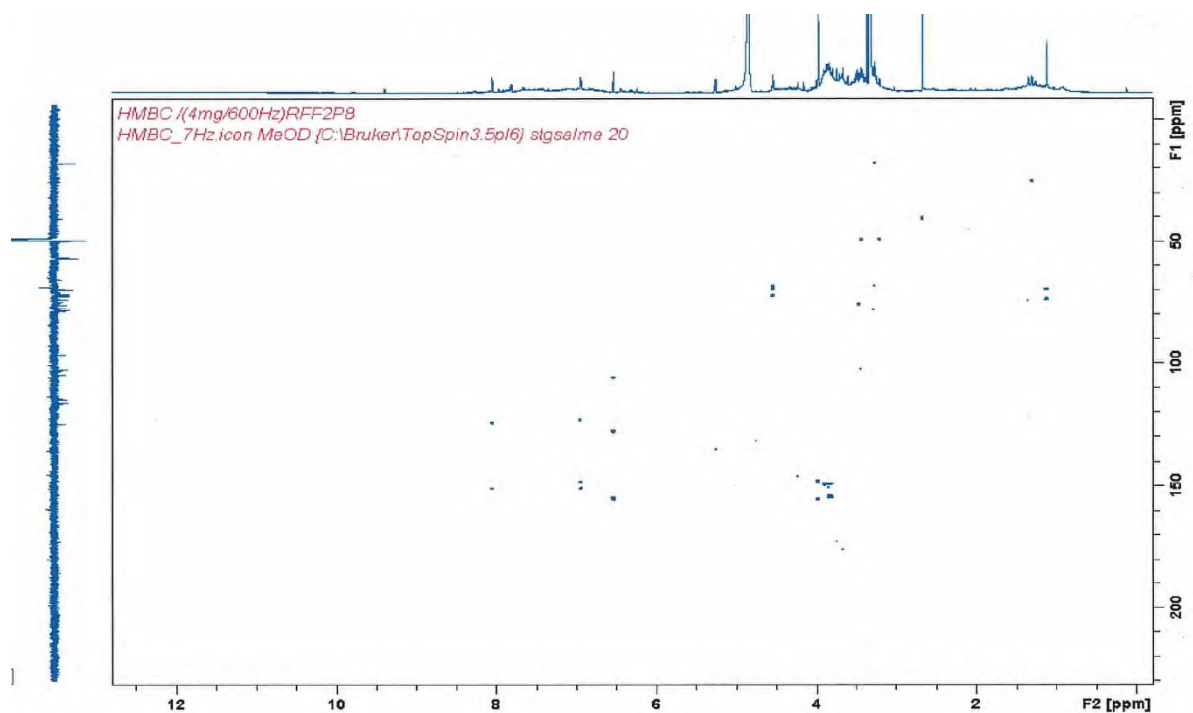
S1: ^1H -NMR (600 MHz, CD_3OD) Spectrum of 6-hydroxy-rutin 3',7-dimethyl ether (**3**)



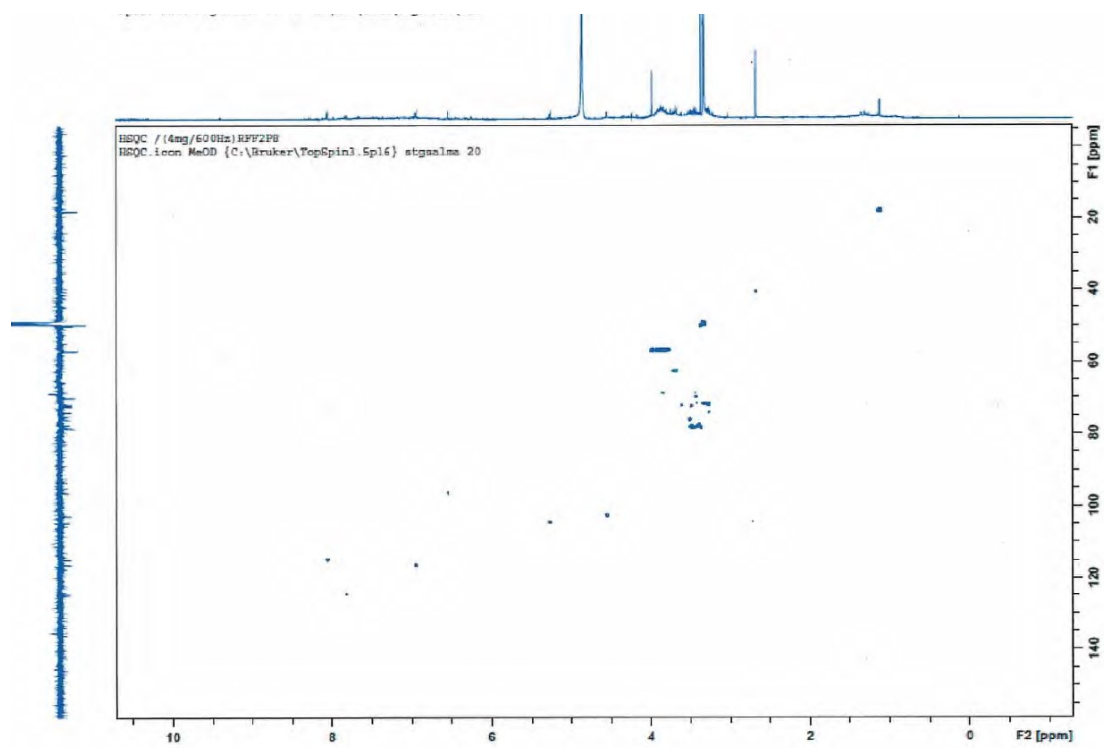
S2: ^{13}C -NMR (150 MHz, CD_3OD) Spectrum of 6-hydroxy-rutin 3',7-dimethyl ether (**3**)



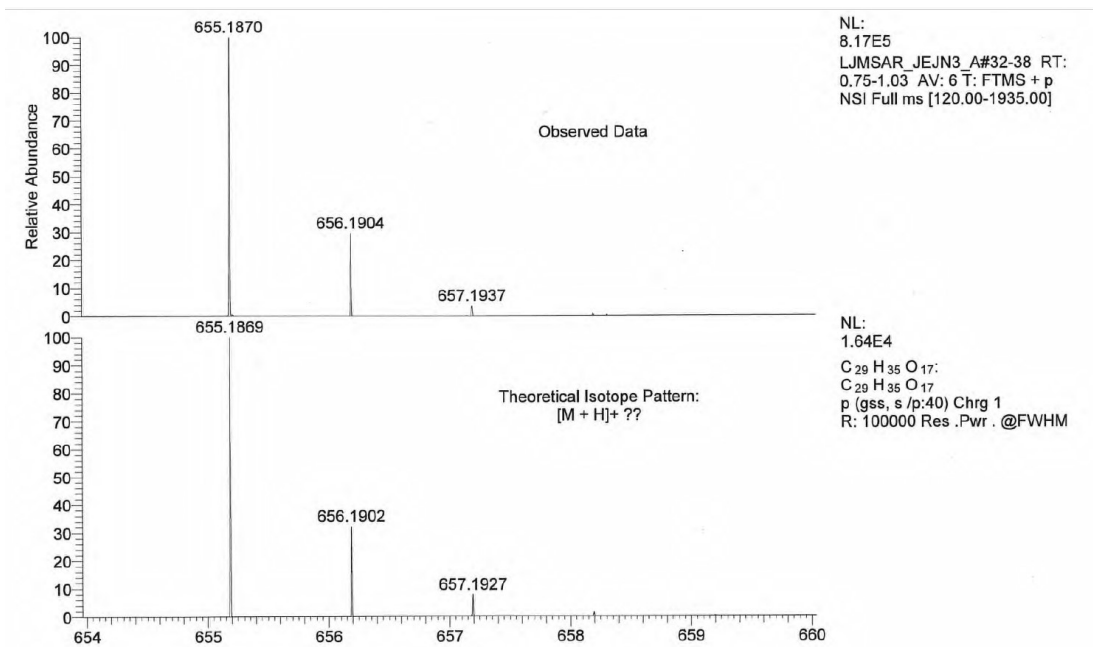
S3: ^1H - ^1H COSY (600 MHz) Spectrum of 6-hydroxy-rutin 3',7-dimethyl ether (**3**)



S4: ^1H - ^{13}C HMBC Spectrum of 6-hydroxy-rutin 3',7-dimethyl ether (**3**)



S5: ^1H - ^{13}C HSQC Spectrum of 6-hydroxy-rutin 3',7-dimethyl ether (**3**)



S6: HRESIMS Spectrum of 6-hydroxy-rutin 3',7-dimethyl ether (**3**)